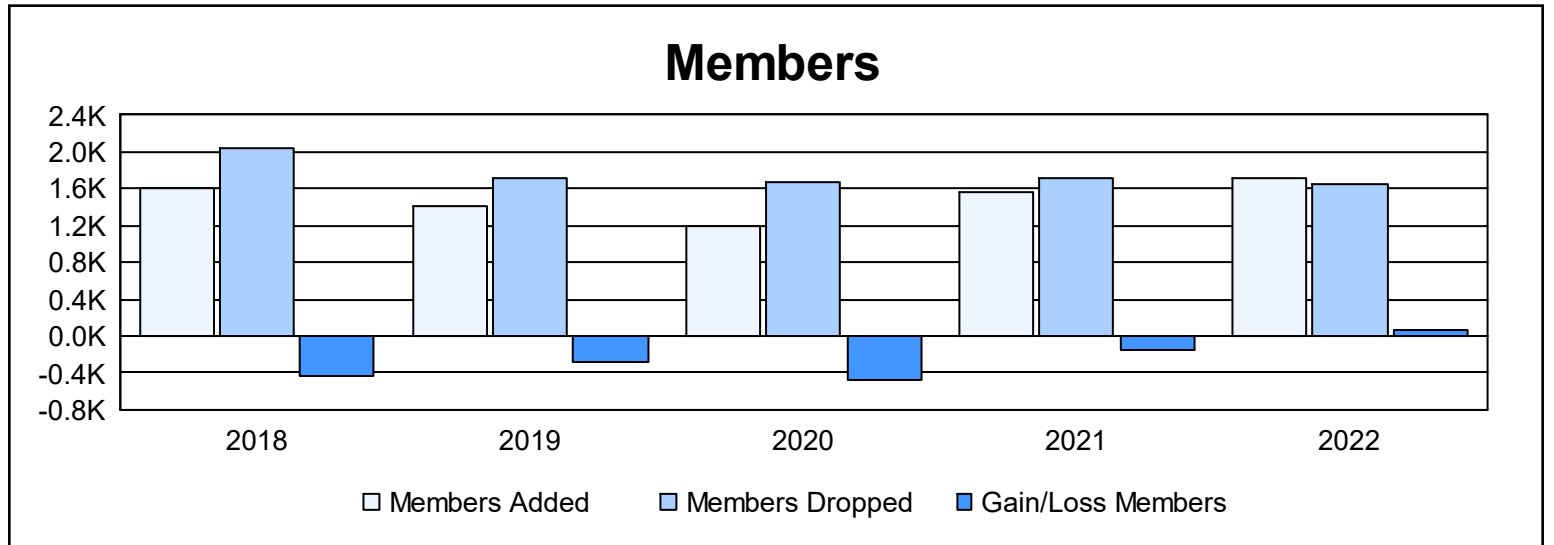
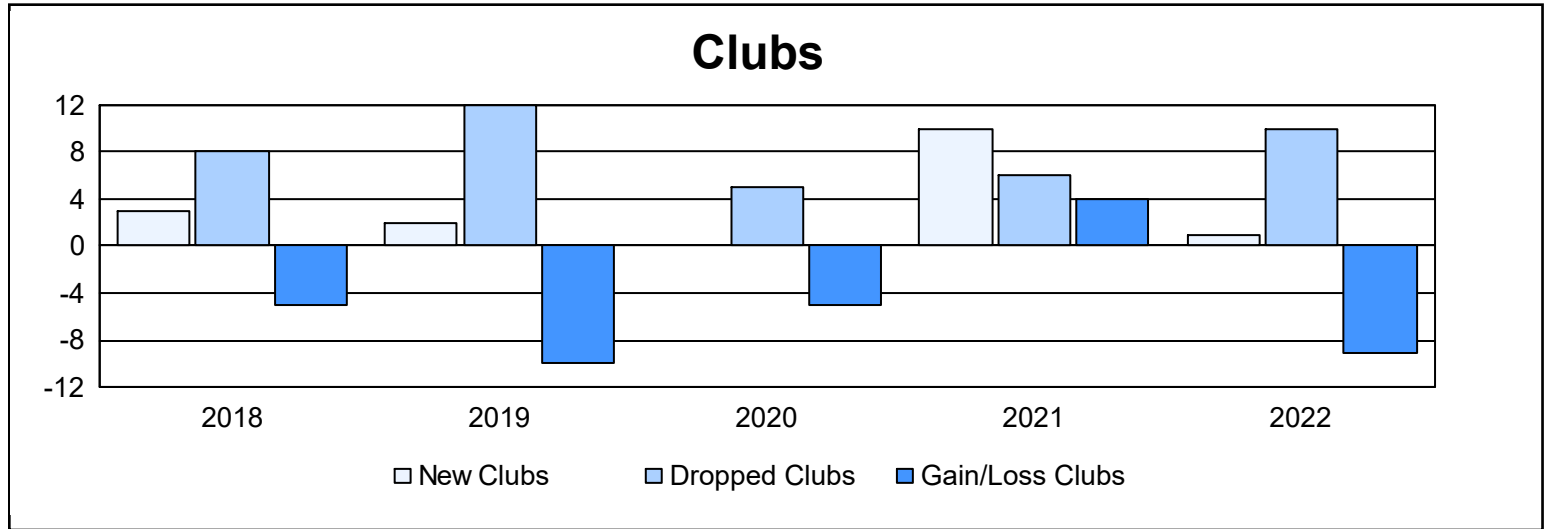
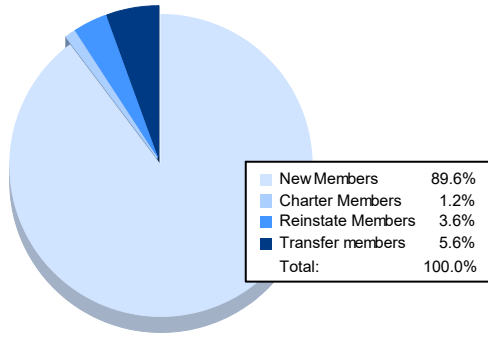


| Year | New Clubs | Dropped Clubs | Gain/ Loss Clubs | New Members | Charter Members | Reinstate Members | Transfer Members | Total Member Added | Total Members Dropped | Gain/ Loss Members |
|----------------|-----------|---------------|------------------|--------------|-----------------|-------------------|------------------|--------------------|-----------------------|--------------------|
| 2017-2018 | 3 | 8 | -5 | 1,378 | 75 | 84 | 65 | 1,602 | 2,041 | -439 |
| 2018-2019 | 2 | 12 | -10 | 1,229 | 51 | 69 | 67 | 1,416 | 1,705 | -289 |
| 2019-2020 | 0 | 5 | -5 | 1,061 | 7 | 56 | 63 | 1,187 | 1,666 | -479 |
| 2020-2021 | 10 | 6 | 4 | 1,184 | 271 | 51 | 51 | 1,557 | 1,709 | -152 |
| 2021-2022 | 1 | 10 | -9 | 1,539 | 20 | 61 | 97 | 1,717 | 1,642 | 75 |
| Average | 3 | 8 | -5 | 1,278 | 85 | 64 | 69 | 1,496 | 1,753 | -257 |



Membership Composition June 2022 Cumulative



Gender Composition June 2022 Cumulative

